

Teaching Evaluation Summary (Spring 2014)

Ratings Summary

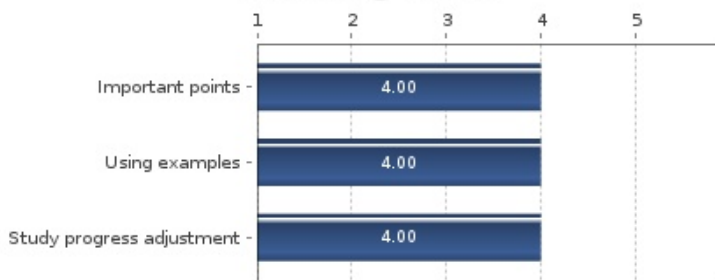
Instructor: **BADDORF, MATTHEW**
 Subject: **1WRT 105**
 CRN: **71798**

Course Title: **FEMINIST VIEWS OF SCIENCE**
 Enrollment: **12** Responses Incl Declines: **9**
 (Declined: **0**)

Elements of Instruction




Teaching skills



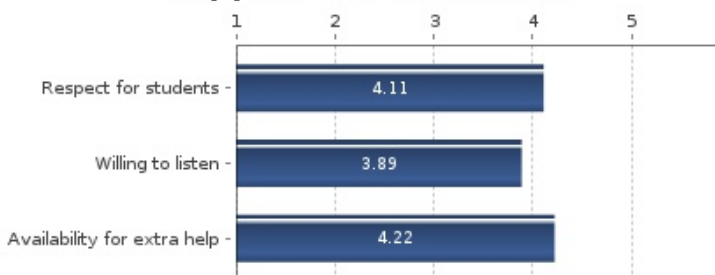
	Response Rate	Mean	Median	Std Dev	Not at all	A little	Somewhat	Quite a bit	A lot
Important points	75%	4.00	4.00	0.94	0	1	1	4	3
Using examples	75%	4.00	4.00	0.82	0	1	0	6	2
Study progress adjustment	75%	4.00	4.00	0.82	0	1	0	6	2

Instructor's Questions



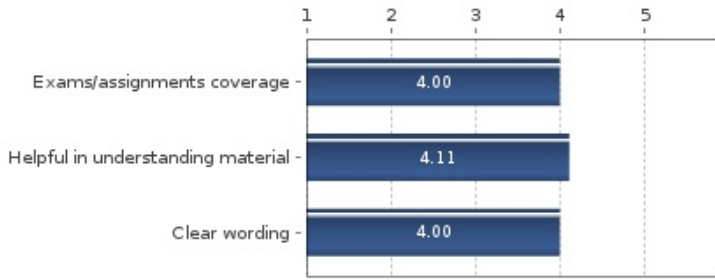
	Response Rate	Mean	Median	Std Dev	A (of some kind)	B (of some kind)	C (of some kind)	D (of some kind) or below
Grade expected	66%	1.38	1.00	0.48	5	3	0	0

Rapport with students



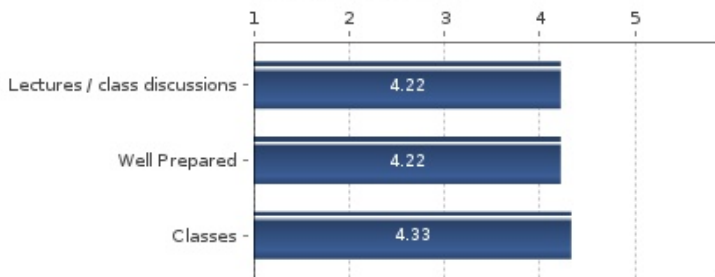
	Response Rate	Mean	Median	Std Dev	Not at all	A little	Somewhat	Quite a bit	A lot
Respect for students	75%	4.11	4.00	0.87	0	1	0	5	3
Willing to listen	75%	3.89	4.00	0.99	0	1	2	3	3
Availability for extra help	75%	4.22	4.00	0.92	0	1	0	4	4

Quality of exams/assignments



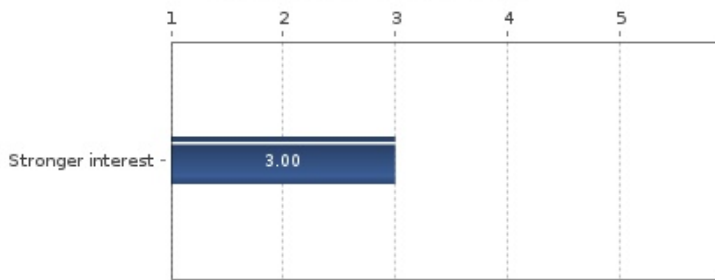
	Response Rate	Mean	Median	Std Dev	Not at all	A little	Somewhat	Quite a bit	A lot
Exams/assignments coverage	75%	4.00	4.00	1.25	1	0	1	3	4
Helpful in understanding material	75%	4.11	4.00	0.99	0	1	1	3	4
Clear wording	75%	4.00	4.00	0.67	0	0	2	5	2

Organization



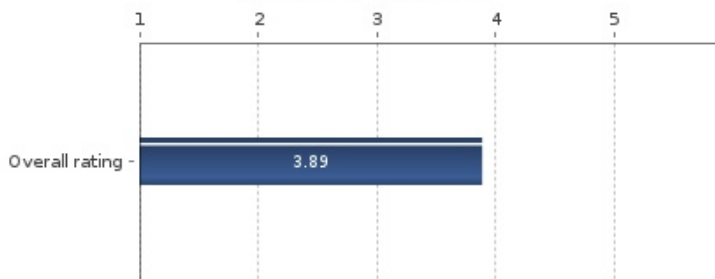
	Response Rate	Mean	Median	Std Dev	Not at all	A little	Somewhat	Quite a bit	A lot
Lectures / class discussions	75%	4.22	4.00	0.92	0	1	0	4	4
Well Prepared	75%	4.22	4.00	0.92	0	1	0	4	4
Classes	75%	4.33	5.00	0.94	0	1	0	3	5

Stronger Interest



	Response Rate	Mean	Median	Std Dev	Not at all	A little	Somewhat	Quite a bit	A lot
Stronger interest	75%	3.00	3.00	1.41	2	1	3	1	2

Overall Rating



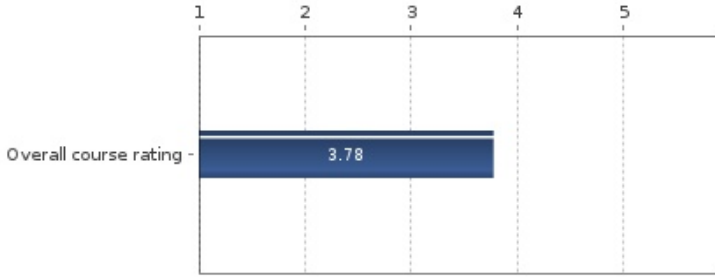
	Response Rate	Mean	Median	Std Dev	Very poor	Not very good	Average	Very good	Excellent
Overall rating	75%	3.89	4.00	0.99	0	1	2	3	3

Value



	Response Rate	Mean	Median	Std Dev	Not at all	A little	Somewhat	Quite a bit	A lot
Class was valuable	75%	3.78	4.00	1.13	0	2	1	3	3

Overall Rating



	Response Rate	Mean	Median	Std Dev	Very poor	Not very good	Average	Very good	Excellent
Overall course rating	75%	3.78	4.00	0.92	0	1	2	4	2